

DEPARTMENTAL INFORMATION

(If required Use Separate Sheet for each Department / Fellowship/Certificate Course)

1. Fellowship Specialty Department to be inspected : Clinical Haematology
 2. Date on which independent department of : functioning concerned specialty was
 created and started 1st January 1997

3. Mentors details (From start of department till date) :

Sr. No.	Name	Full Time/ Part Time	Designation	Qualification	Experience in Yrs. (after acquiring PG Qualification in concerned Subject)
1	Dr. Abhay Bhawe	Full time Consultant	Consultant Clinical Haematology	M.D.(Med), FRCPA	24 years & 8 months

4. Whether Independent Department of concerned Fellowship subject exists in the Institution :
 Yes/No: Since when: 1st January 1997

5. Specialty Department Infrastructure Details :

Facility	Area (sft.)	Available	Not Available
Faculty rooms	129.60 (18 – A)	√	
Clinics	129.60 (18 – A)	√	
Laboratory Space	6638.39 sq.ft	√	
Seminar room	2651.4 sq.ft	√	
Department Library	3 rd Flr 1683.59 sq.ft	√	
PG common room	-		NA
Preclinical lab (where ever applicable)	-		NA
Patient waiting room	1884.46 + 2205.09 + 680 8 th lobby + Gr. lobby + OPD area	√	
Total area	15872.53	√	

6. If course already started, year wise number of students admitted and available Mentors to teach students admitted to Fellowship / Certificate Course during the last 3 years:

Year	Name of the Course	No. of students admitted	No. of Mentors available in the dept. (give names)
2017-18	Clinical Haematology	01	Dr. Abhay Bhawe
2018-19	Clinical Haematology	02*	*both the students resigned
2019-20	Clinical Haematology	01	Dr. Abhay Bhawe
2020-21	Clinical Haematology	01	Dr. Abhay Bhawe
2021-22	Clinical Haematology	01	Dr. Abhay Bhawe
2022-23	Clinical Haematology	01	Dr. Abhay Bhawe
2024-25	Clinical Haematology	01	Dr. Abhay Bhawe

(Local Inquiry Committee shall specifically ensure about availability of eligible/validated Mentor(s) and shall check whether the Training Center met with Student: Mentor Ratio for the permitted Intake Capacity for each course or else it shall be reported in the Overall Remark Option.)

7. List of Non-teaching Staff in the department: (Annexure 12)
8. List of Equipment(s) in the department of concerned Fellowship subject:
 Equipment's: List of Important equipment's available and their functional status
 (List here only- No annexure to be attached)

Sr. No.	Name of Equipment	Specification	Functional /Not Functional	Qty.
01.	Volumetric Infusion Pump	B-Braun	Functional	1
02.	Baxter Pump		Functional	1
03.	Bone Marrow Needle		Functional	1

9. Intensive care Service provided by the Department: (Emergency) Yes

10. Specialty clinics being run by the department and number of patients in each :

Sr. No.	Name of the clinic	Days on which held	Timings	Average No. of cases attended	Name of Clinic In-charge
-	-	-	-	-	-

11. Services provided by the Department:

a) Services

i. OPD & IPD

ii. DIAGNOSTIC & PROCEDURE

iii. CHEMO THERAPY

(b) Ancillary Services: Yes

(f) Others: COUNSELLING

12. Space:

Sr. No	Details	In OPD	In IPD
1	Patient Examination/ Checking Arrangement	101.57 + 129.60 OPD(17) + (18 - A)	954.88 Med Onco Unit
2	Equipment's	101.57 + 129.60 OPD(17) + (18 - A)	954.88 Med Onco Unit
3	Teaching Space	101.57 + 129.60 OPD(17) + (18 - A)	954.88 Med Onco Unit
4	Waiting area for patients	2205.09 + 680 Gr. lobby + OPD area	1884.46 - 8 th lobby

13. Office space:

Department Office		Office Space for Teaching Faculty	
Space (Adequate)	Yes/No	HOD	
Staff (Steno /Clerk).	Yes/No	Professors	
Computer/ Typewriter	Yes/No	Associate Professors	
Storage space for files	Yes/No	Assistant Professor	
		Residents	

* 14. Clinical Load of Dept. : No of Surgeries / Procedures 0 - 1 Per day

15. Submission of data to National Authorities if any

INDIAN CANCER SOCIETY
(This society person personally visiting hospital to Collect data)

Handwritten signature

Handwritten signature

Handwritten signature

DEPARTMENTAL INFORMATION

(If required Use Separate Sheet for each Department / Fellowship/Certificate Course)

1. Fellowship Specialty Department to be inspected: Assisted Reproduction Technique
2. Date on which independent department of: functioning concerned specialty was created and started
1st January 1997
3. Mentor's details (From start of department till date) :

Sr. No.	Name	Full Time/ Part Time	Designation	Qualification	Experience in Yrs. (after acquiring PG Qualification in concerned Subject)
1	Dr. N. Palshetkar	Full Time Consultant	Full Time Consultant	M.D. (OBGY),	32 Years 5 months

4. Whether Independent Department of concerned Fellowship subject exists in the Institution :
Yes/No: Since when: 1st January 1997

5. Specialty Department Infrastructure Details :

Facility	Area (sft.)	Available	Not Available
Faculty rooms		√	
Clinics		√	
Laboratory Space	6638.39 sq.ft	√	
Seminar room	2651.4 sq.ft	√	
Department Library	3 rd Flr 1683.59 sq.ft	√	
PG common room	-		NA
Pre-clinical lab (where ever applicable)	-		NA
Patient waiting room	2205.09 + 680 Gr. Lobby + OPD area	√	
Total area		√	

6. If course already started, year wise number of students admitted and available Mentors to teach students admitted to Fellowship / Certificate Course during the last 3years:

Year	Name of the Course	No. of students admitted	No. of Mentors available in the dept. (give names)
2022-2023	Assisted Reproduction	01	01 – Dr. Nandita Palshetkar
2024-2025	Technique	01	01 – Dr. Nandita Palshetkar

(Local Inquiry Committee shall specifically ensure about availability of eligible/validated Mentor(s) and shall check whether the Training Center met with the Student: Mentor Ratio for the permitted Intake Capacity for each course or else it shall be reported in the Overall Remark Option.)

7. List of Non-teaching Staff in the department: (Annexure 12)

8. List of Equipment(s) in the department of concerned Fellowship subject: Equipment's: List of Important equipment's available and their functional status (List here only- No annexure to be attached)

Sr. No.	Name of the Equipment	Specification	Functional / Not Functional	Qty.
01	Laminar Flow		Functional	02
02	Incubators		Functional	03
03	Micromanipulator		Functional	01
04	Centrifugation Machine		Functional	01
05	Hysteroscope		Functional	02

9. Intensive care Service provided by the Department: (Emergency) Yes

10. Specialty clinics being run by the department and number of patients in each :

Sr. No.	Name of the clinic	Days on which held	Timings	Average No. of cases attended	Name of Clinic In-charge

11. Services provided by the Department:

a) Services

i. IUI

ii. IVF

iii. Endoscopy

iv. ICSI

v. IMSI

vi. Egg Freezing

(b) Ancillary Services

(f) Others: COUNSELLING

12. Space:




Sr. No	Details	In OPD	In IPD
1	Patient Examination/ Checking Arrangement	129.60	Ward
2	Equipment's	129.60	Ward
3	Teaching Space	129.60	Ward
4	Waiting area for patients	2205.09 + 680 Gr. lobby + OPD area	13191.22 (All Lobbies.1, 6-11)

13. Office space:

Department Office		Office Space for Teaching Faculty	
Space (Adequate)	Yes/No	HOD	
Staff (Steno /Clerk).	Yes/No	Professors	
Computer/ Typewriter	Yes/No	Associate Professors	
Storage space for files	Yes/No	Assistant Profess or	
		Residents	

14. Clinical Load of Dept.: No of Surgeries / Procedures 5-6 Per day

15. Submission of data to National Authorities if any : Not Applicable

Handwritten signatures:




DEPARTMENTAL INFORMATION

(If required Use Separate Sheet for each Department / Fellowship/Certificate Course)

1. Fellowship Specialty Department to be inspected: Chronic Pain Medicine
2. Date on which independent department of: functioning concerned specialty was created and started
1st January 1997
3. Mentor's details (From start of department till date) :

Sr. No.	Name	Full Time/ Part Time	Designation	Qualification	Experience in Yrs. (after acquiring PG Qualification in concerned Subject)
1	Dr. Jitendra Jain	Full Time Consultant	Consultant & Asso. Prof Chronic Pain Management	M.D. (Med)	20 Years & 8 months

4. Whether Independent Department of concerned Fellowship subject exists in the Institution :

Yes/No:

Since when: 1st January 1997

5. Specialty Department Infrastructure Details :

Facility	Area (sft.)	Available	Not Available
Faculty rooms	129.60 (18 – A)	√	
Clinics	129.60 (18 – A)	√	
Laboratory Space	6638.39 sq.ft	√	
Seminar room	2651.4 sq.ft	√	
Department Library	3 rd Flr 1683.59 sq.ft	√	
PG common room	-		NA
Pre-clinical lab (where ever applicable)	-		NA
Patient waiting room	2205.09 + 680 Gr. Lobby + OPD area	√	
Total area	13988.07	√	

6. If course already started, year wise number of students admitted and available Mentors to teach students admitted to Fellowship / Certificate Course during the last 3 years:

Year	Name of the Course	No. of students admitted	No. of Mentors available in the dept. (give names)
2017-18	Chronic Pain Medicine	01	
2018-19	Chronic Pain Medicine	02	Dr. Jitendra Jain
2019-20	Chronic Pain Medicine	01*	*the student resigned
2020-21	Chronic Pain Medicine	01*	*the student resigned
2021-22	Chronic Pain Medicine	01	Dr. Jitendra Jain
2022 -23	Chronic Pain Medicine	01	Dr. Jitendra Jain

(Local Inquiry Committee shall specifically ensure about availability of eligible/validated Mentor(s) and shall check whether the Training Center met with the Student: Mentor Ratio for the permitted Intake Capacity for each course or else it shall be reported in the Overall Remark Option.)

7. List of Non-teaching Staff in the department: (Annexure 12)

8. List of Equipment(s) in the department of concerned Fellowship subject: Equipment's: List of Important equipment's available and their functional status (List here only- No annexure to be attached)

Sr. No.	Name of the Equipment	Specification	Functional / Not Functional	Qty.
1	Radio Frequency Machine		Functional	1
2	C Arm		Functional	1

9. Intensive care Service provided by the Department: (Emergency) Yes

10. Specialty clinics being run by the department and number of patients in each :

Sr. No.	Name of the clinic	Days on which held	Timings	Average No. of cases attended	Name of Clinic In-charge
1.	Pain Management Clinic	All days except Sunday & Holidays	11 am -6 pm	Four to Five Cases	1-Jitendra Jain 2-Dwarkadas Baheti

11. Services provided by the Department:

a) Services

i. OPD & IPD

ii. DIAGNOSTIC & PROCEDURE

(b) Ancillary Services

(f) Others: COUNSELLING

12. Space:

Sr. No	Details	In OPD	In IPD
1	Patient Examination/ Checking Arrangement	129.60	Ward
2	Equipment's	129.60	Ward
3	Teaching Space	129.60	Ward
4	Waiting area for patients	2205.09 + 680 Gr. lobby + OPD area	13191.22 (All Lobbies.1, 6-11)

13. Office space:

Department Office		Office Space for Teaching Faculty	
Space (Adequate)	Yes/No	HOD	
Staff (Steno /Clerk).	Yes/No	Professors	
Computer/ Typewriter	Yes/No	Associate Professors	
Storage space for files	Yes/No	Assistant Profess or	
		Residents	

14. Clinical Load of Dept.: No of Surgeries / Procedures 0 – 1 Per day

15. Submission of data to National Authorities if any : Not Applicable

Handwritten signature

Handwritten signature

Handwritten signature

DEPARTMENTAL INFORMATION

(If required Use Separate Sheet for each Department / Fellowship/Certificate Course)

1. Fellowship Specialty Department to be inspected: Infectious Diseases

2. Date on which independent department of: functioning concerned specialty was created and started

1st January 1997

3. Mentor's details (From start of department till date) :

Sr. No.	Name	Full Time/ Part Time	Designation	Qualification	Experience in Yrs. (after acquiring PG Qualification in concerned Subject)
1	Dr. Vasant Nagvekar	Full Time	Consultant	MD, Fellow in ID	30 years & 8 months
2	Dr. Ameya Medhekar	Full Time	Consultant	MD (Medicine), D.T.M.H.(Liverpool), CTrop Med.	18 years

4. Whether Independent Department of concerned Fellowship subject exists in the Institution :

Yes/No:

Since when: 1st January 1997

5. Specialty Department Infrastructure Details :

Facility	Area (sft.)	Available	Not Available
Faculty rooms	94.22	√	
Clinics	94.22	√	
Laboratory Space	6638.39 sq.ft	√	
Seminar room	2651.4 sq.ft	√	
Department Library	3rdFlr 1683.59 sq.ft	√	
PG common room			NA
Pre-clinical lab (where ever applicable)			NA
Patient waiting room	6654.01 Sq.ft	√	
Total area	17721.61	√	

6. If course already started, year wise number of students admitted and available Mentors to teach students admitted to Fellowship / Certificate Course during the last 3years:

Year	Name of the Course	No. of students admitted	No. of Mentors available in the dept. (give names)
2019-20	Infectious Diseases	01	Dr. Vasant Nagvekar Dr. Ameya Medhekar
2020-21	Infectious Diseases	01	
2021-22	Infectious Diseases	01	
2022-23	Infectious Diseases	01	
2024-25	Infectious Diseases	01	

(Local Inquiry Committee shall specifically ensure about availability of eligible/validated Mentor(s) and shall check whether the Training Center met with the Student: Mentor Ratio for the permitted Intake Capacity for each course or else it shall be reported in the Overall Remark Option.)

7. List of Non-teaching Staff in the department: (Annexure 12)

8. List of Equipment(s) in the department of concerned Fellowship subject: Equipment's: List of Important equipment's available and their functional status (List here only- No annexure to be attached)

Sr.No.	Name of Equipment	Specification	Functional /Not Functional	Qty.
1	Bact Alert 3D (Blood culture)		Functional	2
2	VIDAS			1
3	VITEK 2			2
4	PRIVI Colour Grams			1
5	Geneprobe Reader 50i			1
6	Twin Incubator			1
7	2720 Thermal cycler			1
8	Biofire Film Array			1
9	Binocular Microscope (Olympus)			1
10	Fluorescence Microscope(Olympus)			1

9. Intensive care Service provided by the Department: (Emergency)

10. Specialty clinics being run by the department and number of patients in each :

Sr. No.	Name of the clinic	Days on which held	Timings	Average No. of cases attended	Name of Clinic In-charge

11. Services provided by the Department:

a) Services

i. OPD, IPD b& Intensive Care

ii. Negative and Positive pressure rooms in ICU's

iii. Array of Microbiology tests

(b) Ancillary Services

(f) Others: Patients and Family Counselling

12. Space:

Sr. No	Details	In OPD	In IPD
1	Patient Examination/ Checking Arrangement	94.22	Wards
2	Equipment's	94.22	Wards
3	Teaching Space	94.22	Wards
4	Waiting area for patients	2205.09 + 680 Gr. lobby + OPD area	Lobbies of all wards

13. Office space:

Department Office		Office Space for Teaching Faculty	
Space (Adequate)	Yes/No	HOD	
Staff (Steno /Clerk).	Yes/No	Professors	
Computer/ Typewriter	Yes/No	Associate Professors	
Storage space for files	Yes/No	Assistant Profess or	
		Residents	

14. Clinical Load of Dept.: No of Surgeries / Procedures 0-1 Per day

15. Submission of data to National Authorities if any : Not Applicable

Kanadhya

S. Shastri

Kanadhya

DEPARTMENTAL INFORMATION

(If required Use Separate Sheet for each Department / Fellowship/Certificate Course)

1. Fellowship Specialty Department to be inspected: **Body Imaging CT & MRI of Chest and Abdomen**
2. Date on which independent department of: functioning concerned specialty was created and started
1st January 1997

3. Mentor's details (From start of department till date) :

Sr. No.	Name	Full Time/Part Time	Designation	Qualification	Experience in Yrs. (after acquiring PG Qualification in concerned Subject)
1	Dr. Manoj Deshmukh	Full Time Consultant	Senior Consultant and Head of the Department Radiology	MBBS, MD (Radio Diagnosis)	34 Years 7 8 months
2	Dr. Kanchan Gupta	Full Time Consultant	Senior Consultant Radiology	MBBS, MD, & DNB (Radio diagnosis), FRCR	21 Years 7 8 months

4. Whether Independent Department of concerned Fellowship subject exists in the Institution :
Yes/No: Since when: **1st January 1997**

5. Specialty Department Infrastructure Details :

Facility	Area (sq.ft.)	Available	Not Available
Faculty rooms	75.25 sq.ft (60), 81.25 sq.ft (40&41)	✓	
Clinics	129.60 (18 - A)	✓	
Laboratory Space	6638.39 sq.ft	✓	
Seminar room	2651.4 sq.ft	✓	
Department Library	12 th Flr 1109 sq.ft	✓	
PG common room	-		NA
Pre-clinical lab (where ever applicable)	-		NA
Patient waiting room	2205.09 + 680 Gr. Lobby + OPD area	✓	
Total area	13988.07	✓	

6. If course already started, year wise number of students admitted and available Mentors to teach students admitted to Fellowship / Certificate Course during the last 3years:

Year	Name of the Course	No. of students admitted	No. of Mentors available in the dept. (give names)
2024-25	Body Imaging (CT & MRI of Chest & Abdomen)	01	Dr. Manoj Deshmukh & Dr. Kanchan Gupta

(Local Inquiry Committee shall specifically ensure about availability of eligible/validated Mentor(s) and shall check whether the Training Center met with the Student: Mentor Ratio for the permitted Intake Capacity for each course or else it shall be reported in the Overall Remark Option.)

7. List of Non-teaching Staff in the department: (Annexure 12)

8. List of Equipment(s) in the department of concerned Fellowship subject: Equipment's: List of Important equipment's available and their functional status (List here only- No annexure to be attached)

Sr. No.	Name of Equipment	Specification	Functional /Not Functional	Qty.
1	X-Ray	Shumadzu Flexavision Siemens Polydoros	Functional	3
2	Ultrasound Machines	GE Voluson E10, Samsung RS80, Philips Affiniti-70, Philips EPIQ-5, Philips HDI5, Philips IU22, GE Logiq. V2, GE Logiq S7, P5, Sonosite S-ICU, Sonosite S-Nerve	Functional	12
3	Color Doppler	GE Vivid E9, GE Vivid IQ, Philips CX50(2) Philips IE33	Functional	5
4	Spiral / Multi Slice CT	Siemens Definition Flash	Functional	1
5	MRI	Philips Ingenia 3, OT	Functional	1
6	Fluoroscopy	Shumadzu Flexavision	Functional	2
7	Mammography	Digital Mammography with Tomosynthesis	Functional	1
8	BMD-DEXA Scan	Whole Body Bone density	Functional	1

9. Intensive care Service provided by the Department: (Emergency) Yes

10. Specialty clinics being run by the department and number of patients in each :

Sr. No.	Name of the clinic	Days on which held	Timings	Average No. of cases attended	Name of Clinic In-charge

11. Services provided by the Department:

a) Services

i. OPD & IPD

ii. DIAGNOSTIC & PROCEDURE

(b) Ancillary Services

(f) Others: COUNSELLING

12. Space:

Sr. No	Details	In OPD	In IPD
1	Patient Examination/ Checking Arrangement	129.60	Ward
2	Equipment's	129.60	Ward
3	Teaching Space	129.60	Ward
4	Waiting area for patients	2205.09 + 680 Gr. lobby + OPD area	13191.22 (All Lobbies.1, 6-11)

13. Office space:

Department Office		Office Space for Teaching Faculty	
Space (Adequate)	Yes/No	HOD	
Staff (Steno /Clerk).	Yes/No	Professors	
Computer/ Typewriter	Yes/No	Associate Professors	
Storage space for files	Yes/No	Assistant Profess or	
		Residents	

14. Clinical Load of Dept.: No of Surgeries / Procedures 0-1 Per day

15. Submission of data to National Authorities if any : Not Applicable

Handwritten signature

Handwritten signature

Handwritten signature

DEPARTMENTAL INFORMATION

(If required Use Separate Sheet for each Department / Fellowship/Certificate Course)

1. Fellowship Specialty Department to be inspected: Gastrointestinal & Hepato Pancreaticobiliary Surgery Pathology
2. Date on which independent department of :functioning concerned specialty was created and started 1st January 1997
3. Mentors details (From start of department till date) :

Sr. No.	Name	Full Time/ Part Time	Designation	Qualification	Experience in Yrs. (after acquiring PG Qualification in concerned Subject)
1	Dr. Chandrekha Tampi	Full Time	Consultant	MD(pathology), MBBS	32 years 8 months
2	Dr. Asha George	Full Time	Consultant	MD(pathology), MBBS	21 years & 8 months
4	Dr. Kashvi Mehta	Full Time	Consultant	MD(Pathology), MBBS	21 years & 8 months
5	Dr. Fatema Rangwala	Full Time	Consultant	DNB(Pathology), MBBS	17 years & 8 months

4. Whether Independent Department of concerned Fellowship subject exists in the Institution :
Yes/No: Since when: 1st January 1997
5. Specialty Department Infrastructure Details :

Facility	Area (sft.)	Available	Not Available
Faculty rooms	85.50 + 74.25 = 159.75	√	
Clinics	85.50 + 74.25 = 159.75	√	
Laboratory Space	597.60	√	
Seminar room	2651.4 sq.ft	√	
Department Library	3rd Flr 1683.59 sq.ft	√	
PG common room	-		NA
Preclinical lab (where ever applicable)	-		NA
Patient waiting room	1884.46 sq.ft	√	
Total area	6976.08sq.ft	√	

6. If course already started, year wise number of students admitted and available Mentors to teach students admitted to Fellowship / Certificate Course during the last 3 years:

Year	Name of the Course	No. of students admitted	No. of Mentors available in the dept. (give names)
2019-20	GI & HPB Pathology	01	Dr. Chandrekha Tampi, Dr. Asha George, Dr. Fatema Rangwala, Dr. Kashvi Mehta. (*Student Resigned)
2020-21	GI & HPB Pathology	01	
2021-22	GI & HPB Pathology	01 & 1*	
2022-23	GI & HPB Pathology	01	
2024-25	GI & HPB Pathology	01*	

(Local Inquiry Committee shall specifically ensure about availability of eligible/validated Mentor(s) and shall check whether the Training Center met with Student: Mentor Ratio for the permitted Intake Capacity for each course or else it shall be reported in the Overall Remark Option.)

7. List of Non-teaching Staff in the department: (Annexure 12)
8. List of Equipment(s) in the department of concerned Fellowship subject:

Equipment's: List of Important equipment's available and their functional status

(List here only- No annexure to be attached)

Sr.No.	Name of Equipment	Specification	Functional /Not Functional	Qty.
1	Tissue Processor		Functional	1
2	Auto Stainer IHC		Functional	1
3	HE Autostainer		Functional	1

4	Tissue Embedding Machine		Functional	1
5	Microtome		Functional	2
6	Frozen Cutting Machine Cryostat		Functional	1
7	Cytospin		Functional	1

9. Intensive care Service provided by the Department: (Emergency) Yes

10. Specialty clinics being run by the department and number of patients in each :

Sr. No.	Name of the clinic	Days on which held	Timings	Average No. of cases attended	Name of Clinic In-charge
-	-	-	-	-	-

11. Services provided by the Department:

a) Services

- Microbiology
- Serology
- Infection Control
- Biochemistry
- Haematology
- Clinical Pathology
- Automated Tissue Processing
- Automated Staining
- Immuno Histo Chemistry (IHC)
- **Colored Surgical Inking** of margins of tissue samples-

(b) Ancillary Services: Nil

(f) Others: Patient and Family Counselling

12. Space:

Sr. No	Details	In OPD	In IPD
1	Patient Examination/ Checking Arrangement	85.50 + 74.25 = 159.75	85.50 + 74.25 = 159.75
2	Equipment's	597.60	597.60
3	Teaching Space	159.75 + 597.60 = 757.35	159.75 + 597.60 = 757.35
4	Waiting area for patients	1884.46	1884.46

13. Office space:

Department Office		Office Space for Teaching Faculty	
Space (Adequate)	Yes/No	HOD	
Staff (Steno /Clerk).	Yes/No	Professors	
Computer/ Typewriter	Yes/No	Associate Professors	
Storage space for files	Yes/No	Assistant Professor	
		Residents	

14. Clinical Load of Dept. : No of Surgeries / Procedures 86 Per day

15. Submission of data to National Authorities if any Not Applicable

Kranthi

Kant Subud

DEPARTMENTAL INFORMATION

(If required Use Separate Sheet for each Department / Fellowship/Certificate Course)

1. Fellowship Specialty Department to be inspected: Minimal Access Surgery-Gynecology
2. Date on which independent department of: functioning concerned specialty was created and started
1st January 1997
3. Mentor's details (From start of department till date) :

Sr. No.	Name	Full Time/ Part Time	Designation	Qualification	Experience in Yrs. (after acquiring PG Qualification in concerned Subject)
1	Dr. Vivek Salunke	Full Time Consultant	Laprosopic Gynecologist with Minimal Invasive Surgery	MBBS, MD (Obs & Gyn), DGO (Obs & Gyn)	21 years & 8 months
2	Dr. Mansi Medhekar	Full Time Consultant	Senior Consultant in Gynecological Laparoscopy	MBBS, MS (Obs & Gyn), DNB (Obs & Gyn), FICOG	15 years 10 months

4. Whether Independent Department of concerned Fellowship subject exists in the Institution :
Yes/No: Since when: 1st January 1997

5. Specialty Department Infrastructure Details :

Facility	Area (sft.)	Available	Not Available
Faculty rooms	129.60 (18 – A)	√	
Clinics	129.60 (18 – A)	√	
Laboratory Space	6638.39 sq.ft	√	
Seminar room	2651.4 sq.ft	√	
Department Library	3 rd Flr 1683.59 sq.ft	√	
PG common room	-		NA
Pre-clinical lab (where ever applicable)	-		NA
Patient waiting room	2205.09 + 680 Gr. Lobby + OPD area	√	
Total area	13988.07	√	

6. If course already started, year wise number of students admitted and available Mentors to teach students admitted to Fellowship / Certificate Course during the last 3years:

Year	Name of the Course	No. of students admitted	No. of Mentors available in the dept. (give names)
2022-23	Minimal Access Surgery - Gynecology	01	Dr. Mansi Medhekar & Dr. Vivek Salunke

(Local Inquiry Committee shall specifically ensure about availability of eligible/validated Mentor(s) and shall check whether the Training Center met with the Student: Mentor Ratio for the permitted Intake Capacity for each course or else it shall be reported in the Overall Remark Option.)

7. List of Non-teaching Staff in the department: (Annexure 12)

8. List of Equipment(s) in the department of concerned Fellowship subject: Equipment's: List of Important equipment's available and their functional status (List here only- No annexure to be attached)

Sr. No.	Name of the Equipment	Specification	Functional / Not Functional	Qty.
	List attached			

9. Intensive care Service provided by the Department: (Emergency) Yes

10. Specialty clinics being run by the department and number of patients in each :

Sr. No.	Name of the clinic	Days on which held	Timings	Average No. of cases attended	Name of Clinic In-charge

11. Services provided by the Department:

a) Services

- (i) Obstetrics
- (ii) Infertility
- (iii) Laparoscopy & Hysterocopy

(b) Ancillary Services: IVF

(f) Others: Interventional Radiology & High Resolution Ultrasound

12. Space:

Sr. No	Details	In OPD	In IPD
1	Patient Examination/ Checking Arrangement	129.60	Ward
2	Equipment's	129.60	Ward
3	Teaching Space	129.60	Ward
4	Waiting area for patients	2205.09 + 680 Gr. lobby + OPD area	13191.22 (All Lobbies.1, 6-11)

13. Office space:

Department Office		Office Space for Teaching Faculty	
Space (Adequate)	Yes/No	HOD	
Staff (Steno /Clerk).	Yes/No	Professors	
Computer/ Typewriter	Yes/No	Associate Professors	
Storage space for files	Yes/No	Assistant Profess or	
		Residents	

14. Clinical Load of Dept.: No of Surgeries / Procedures 4 – 5 Per day

15. Submission of data to National Authorities if any : Not Applicable

Handwritten signature

Handwritten signature

Handwritten signature